



# A.175FO

SISTEMA DE ABRIR RPT

## CATÁLOGO TÉCNICO

---

**etrusal**<sup>®</sup>  
Alumínio com perfil humano.

**Habitação Unifamiliar LC**  
Arq. Bruno Fontes  
Angra do Heroísmo, Açores

**extrusal**<sup>®</sup>  
Alumínio com perfil humano.

# 01

## A.175FO

sistema de abrir RPT

junho . 2024



**Casa JA**  
Filipe Pina Arq. e Maria Inês Costa  
Guarda, Portugal

# 01

## **DETALHE 3D**

sistema de abrir RPT

A.175FO



# 02

## **CARAC. TÉCNICAS**

sistema de abrir RPT

A.175FO



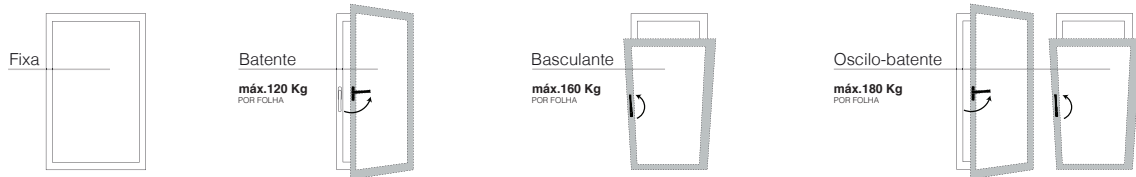


Aplicação

Construção Nova / Reabilitação



Tipologias Abertura



Peso máximo | folha

180 kg



Altura máxima | folha

2600 mm



Largura máxima | folha

1700 mm



Vista exterior

61,5 mm



Enchimento máximo

34 mm



Certificados

Produto & Sistema Gestão Qualidade e Ambiente






## Desempenho Acústico

Boletim Ensaio ACL 124/23

41 dB



## Coeficiente Transmissão Térmica



Vidro Ug 0.9 W/m<sup>2</sup>K<sup>-1</sup>

**1.2**  
EN ISO 10077-1

Vidro Ug	Janela Uw
1.1 W/m <sup>2</sup> K <sup>-1</sup>	1.4 W/m <sup>2</sup> K <sup>-1</sup>
1.0 W/m <sup>2</sup> K <sup>-1</sup>	1.3 W/m <sup>2</sup> K <sup>-1</sup>
0.9 W/m <sup>2</sup> K <sup>-1</sup>	1.2 W/m <sup>2</sup> K <sup>-1</sup>



## Ensaio Tipo Inicial

### Permeabilidade ao ar

(pressão máx. ensaio / EN12207)

Classe **4**

### Estanquidade à água

(EN12208)

Classe **E750**

### Resistência à ação do vento

(EN12210)

Classe **B4**

### Boletim de ensaio: CXL 26/12. Organismo notificado nº 0856

Dimensão: 1600 mm x 2000 mm. Janela de sacada composta por duas folhas móveis, uma oscilo-batente e outra de batente.



## Perfis Alumínio

### Liga EN-AW 6060

EN 573-3 | EN 755-2  
EPM T6

### PA 6.6 GF 25

25% fibra de vidro  
14,8 | 34 mm

Comprimento Nominal **6500 mm**

Espessura Nominal **1.5 mm**

R<sub>p0,2</sub> ≥ 120 MPa

R<sub>m</sub> ≥ 160 MPa

A<sub>50mm</sub> ≥ 6%



## Tratamentos

### Anodização - Acabamento Acetinado e Polido





















Licença QUALANOD nº1402, desde 1983

### Lacagem - Acabamento mate | brilhante | acetinado | metalizado | Texturado

Licença QUALICOAT nº808, desde 1995

### Lacagem Decorativa

Efeito Madeira

Perfil	Ref.	Área Anod.	Polir	Inércia I <sub>xx</sub>	I <sub>yy</sub>	Pág.	Perfil	Ref.	Área Anod.	Polir	Inércia I <sub>xx</sub>	I <sub>yy</sub>	Pág.
	<b>A.175.090</b>	31,25	7,30	1,76	33,28	<b>21</b>		<b>A.175.880</b>	35,01	7,30	2,13	37,80	<b>21</b>
	<b>A.175.610</b>	39,79	9,35	8,90	31,99	<b>16</b>		<b>A.175.890</b>	17,92	3,20	0,13	10,43	<b>21</b>
	<b>A.175.620</b>	39,85	9,25	8,14	24,68	<b>18</b>		<b>A.040.110</b>	17,65	5,00	0,84	1,03	<b>24</b>
	<b>A.175.640</b>	46,23	13,35	35,98	17,33	<b>19</b>		<b>A.040.144</b>	17,97	5,25	0,87	1,11	<b>24</b>
	<b>A.175.650</b>	45,46	12,80	36,78	14,73	<b>22</b>		<b>A.055.110</b>	22,56	13,20	2,65	27,88	<b>22</b>
	<b>A.175.660</b>	40,06	9,05	9,04	32,13	<b>16</b>		<b>A.100.014</b>	9,25	1,30	-	-	<b>24</b>
	<b>A.175.670</b>	34,47	9,25	8,04	23,26	<b>18</b>		<b>A.100.018</b>	18,53	6,00	2,30	1,03	<b>24</b>
	<b>A.175.680</b>	57,14	24,35	122,39	20,21	<b>20</b>		<b>B.055.080</b>	28,46	19,00	1,39	31,53	<b>23</b>
	<b>A.175.690</b>	45,56	12,00	13,76	40,54	<b>17</b>		<b>B.055.580</b>	27,98	14,40	1,36	29,06	<b>23</b>
	<b>A.175.700</b>	46,30	11,60	13,02	39,09	<b>17</b>		<b>B.095.080</b>	27,98	14,40	1,38	49,54	<b>23</b>

Unidades: **Área Anodização (dm<sup>2</sup>/m)**  
**Área Polimento (dm<sup>2</sup>/m)**  
**Inércia (cm<sup>4</sup>)**

**Produto**  
6

**Características Técnicas**  
8

**Perfis**  
14

**Seções**  
26

**Tipologias Construtivas**  
36

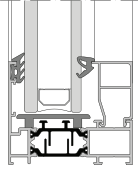
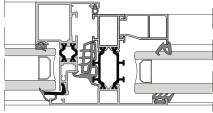
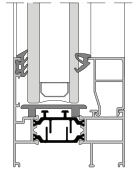
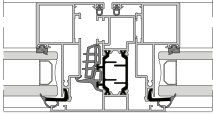
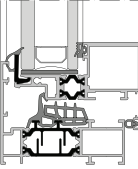
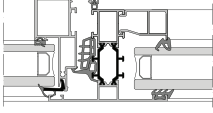
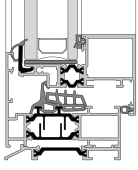
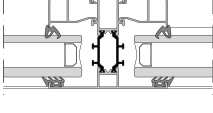
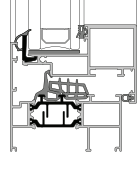
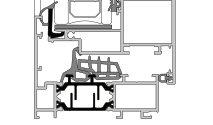
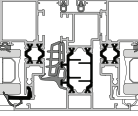
**Instruções Fabrico**  
70

**Instruções Montagem**  
78

**Acessórios**  
84

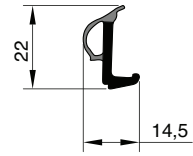
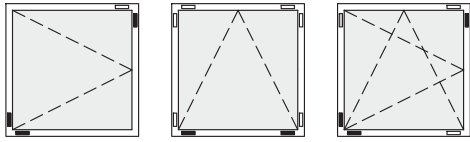
# COEFICIENTE TRANSMISSÃO TÉRMICA

A.175FO

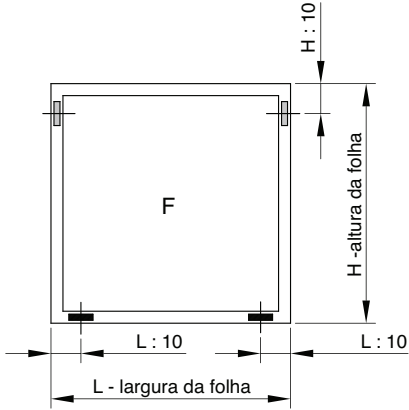
Corte Construtivo	Ref.	Coef.Trans.Térmica	Corte Construtivo	Ref.	Coef.Trans.Térmica
	A.175.610	<b>1,53</b>		A.175.620 A.175.640	<b>2,55</b>
	A.175.700	<b>1,53</b>		A.175.650 A.175.670	<b>4,14</b>
	A.175.610 A.175.620	<b>2,31</b>		A.175.640 A.175.670	<b>4,46</b>
	A.175.610 A.175.620 A.175.890	<b>2,49</b>		A.175.640	<b>2,06</b>
	A.175.670 A.175.700	<b>3,26</b>		A.175.610 A.175.670	<b>3,59</b>
	A.175.620 A.175.650	<b>2,61</b>			

Unidades: (Wm<sup>2</sup>/K)

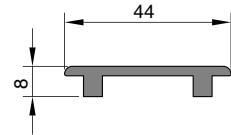
Radiosity Method ISO 10077-2 : 2017 - FLIXO 18 PRO®



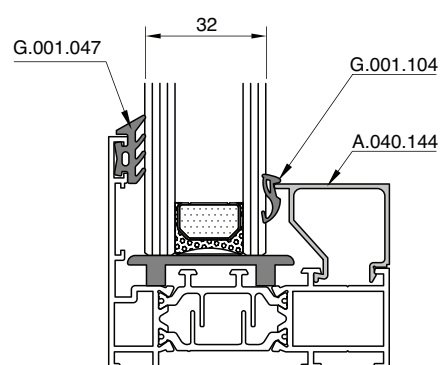
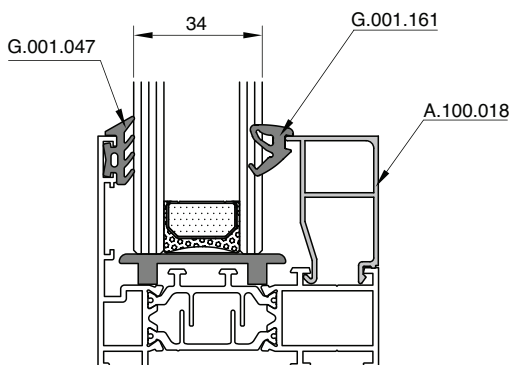
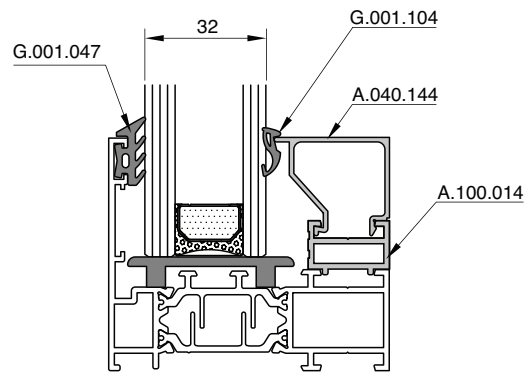
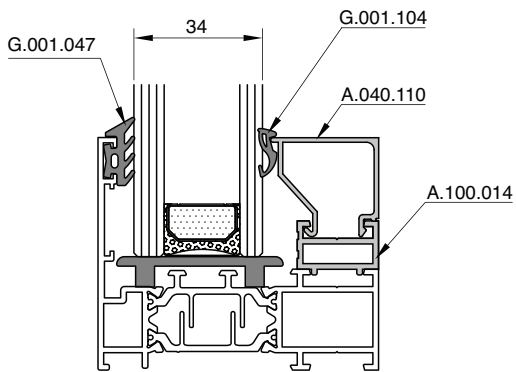
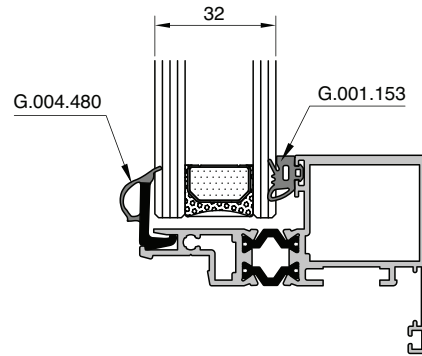
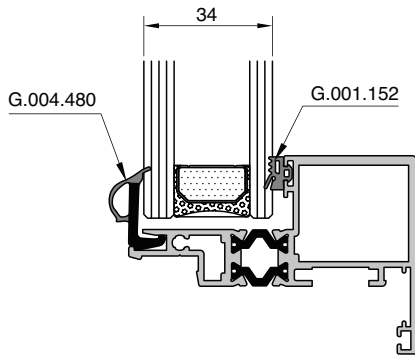
G.004.480



- Calços de apoio
- Calços periféricos normais
- Calços periféricos segurança



G.015.029



# 03

## PERFIS

sistema de abrir RPT

A.175FO

## **Aro Fixo**

16

## **Aro Móvel**

18

## **Travessas**

19

## **Montante**

20

## **Recolha de Águas**

21

## **Inversor e Ligação**

22

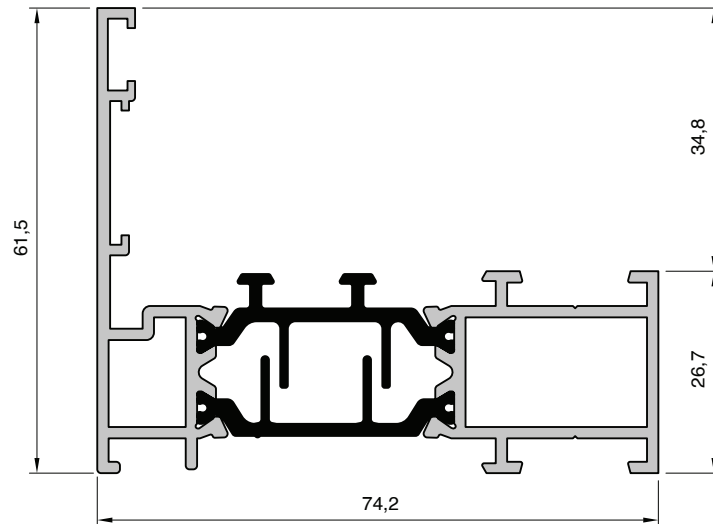
## **Ligação**

23

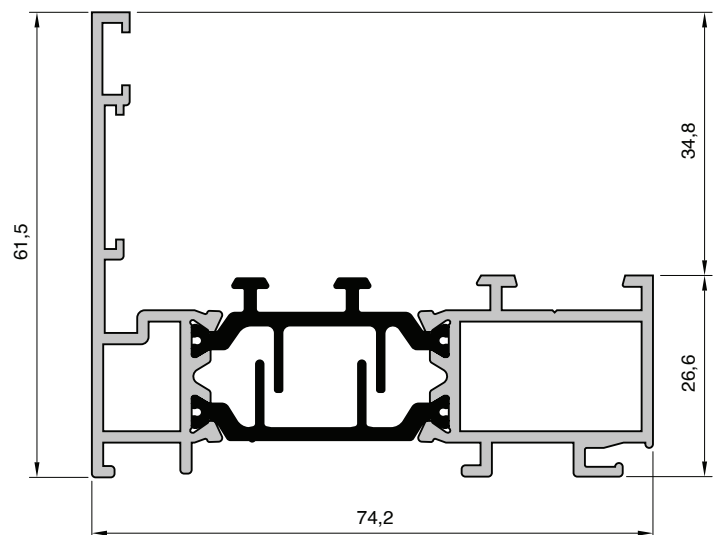
## **Bites**

24

**A.175.610**



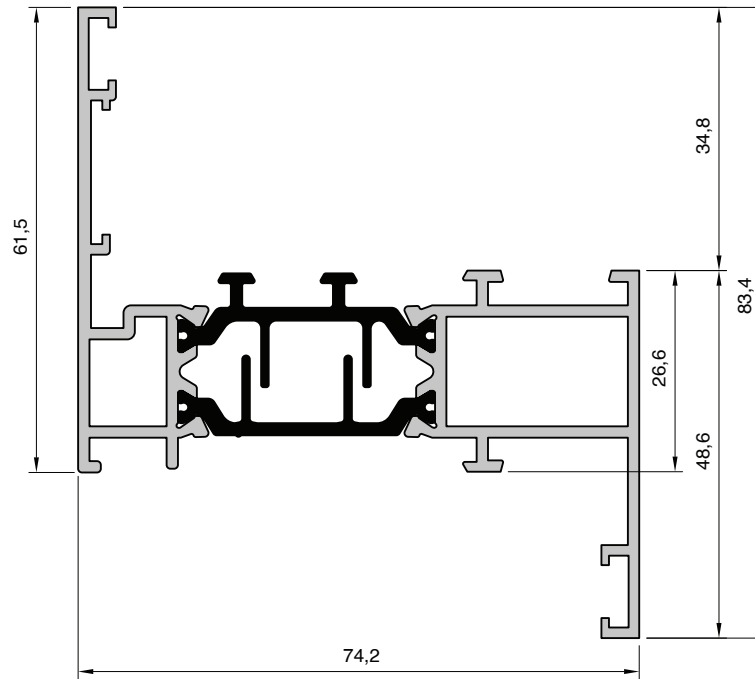
**A.175.660**



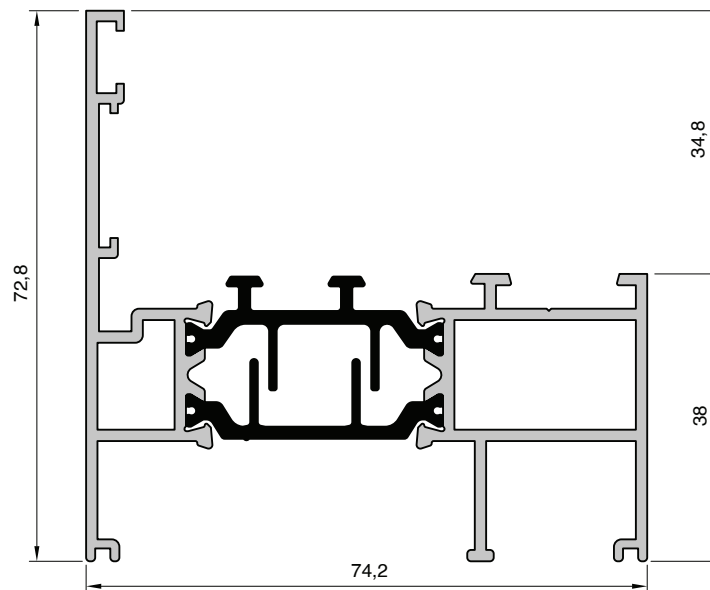
Escala 1:1



**A.175.690**

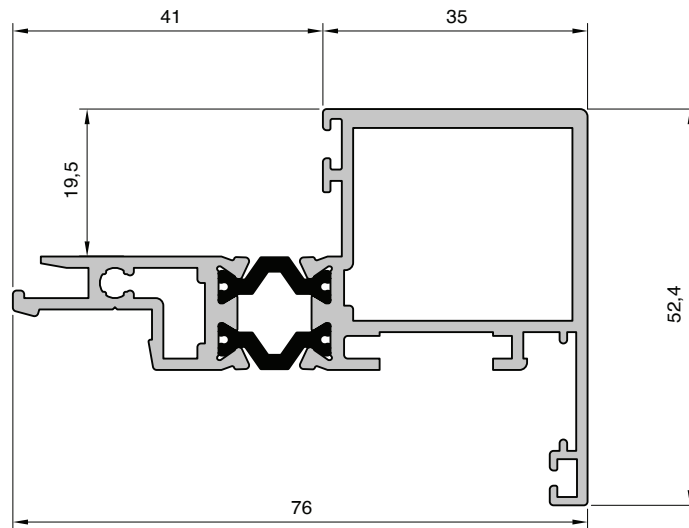


**A.175.700**

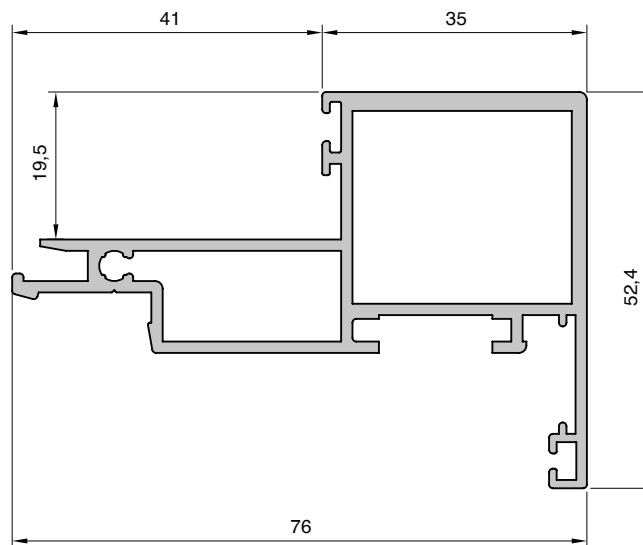


Escala 1:1

## A.175.620

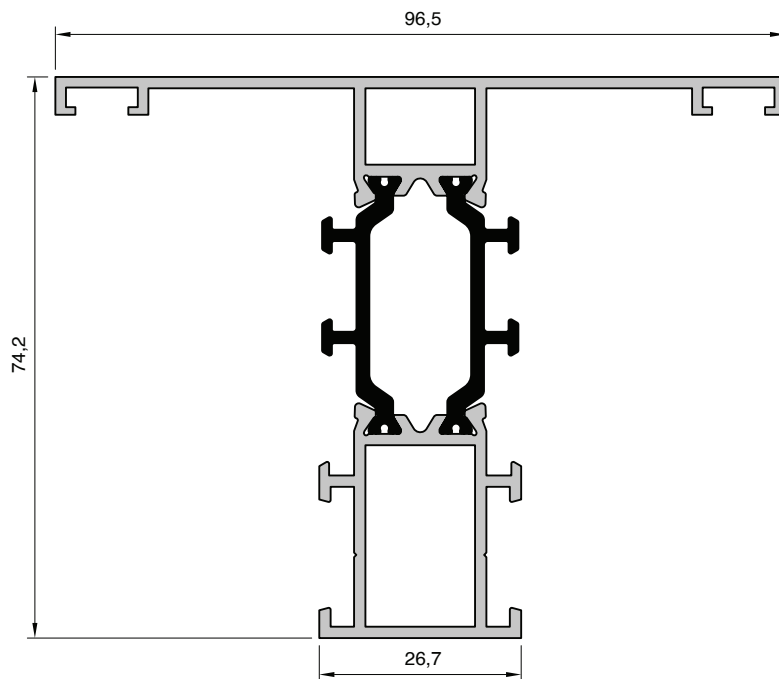


## A.175.670



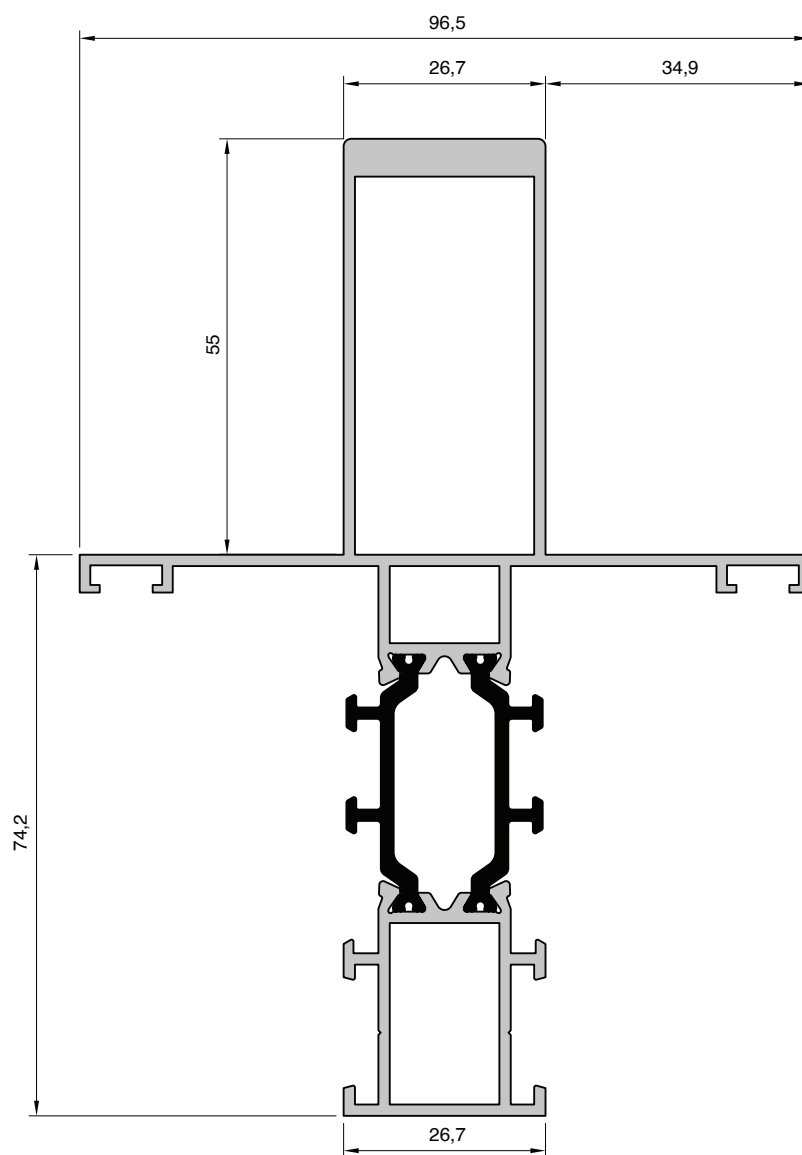
Escala 1:1

# A.175.640



Escala 1:1

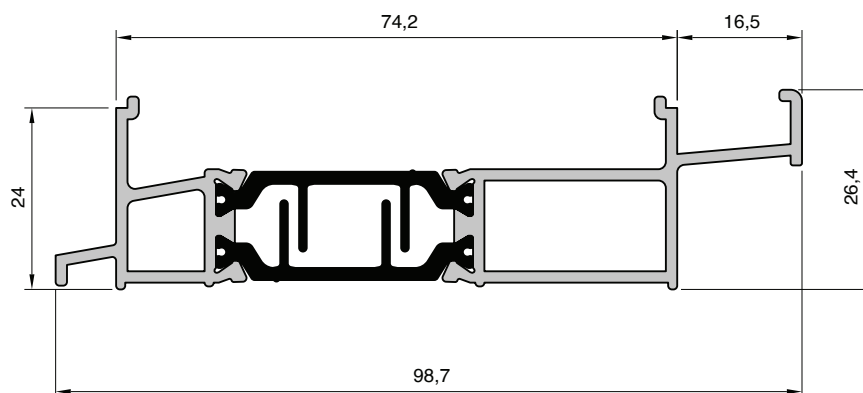
**A.175.680**



Escala 1:1

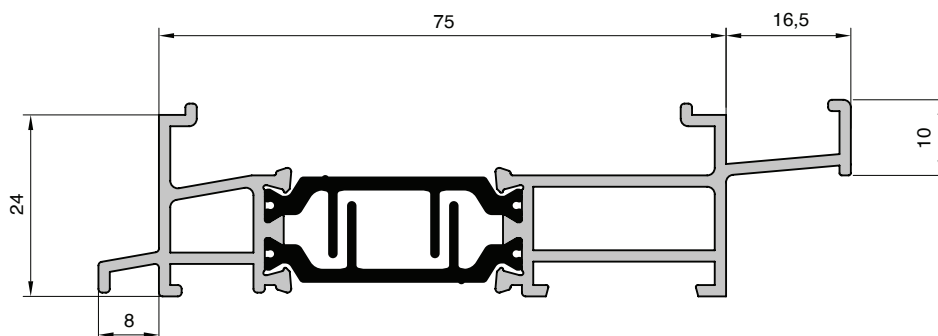
**A.175.090**

Soleira compatível c/ perfil Aro Fixo - A.175.700



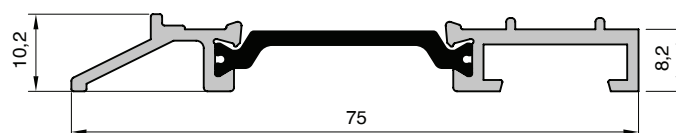
**A.175.880**

Soleira compatível c/ perfil Aro Fixo - A.175.610



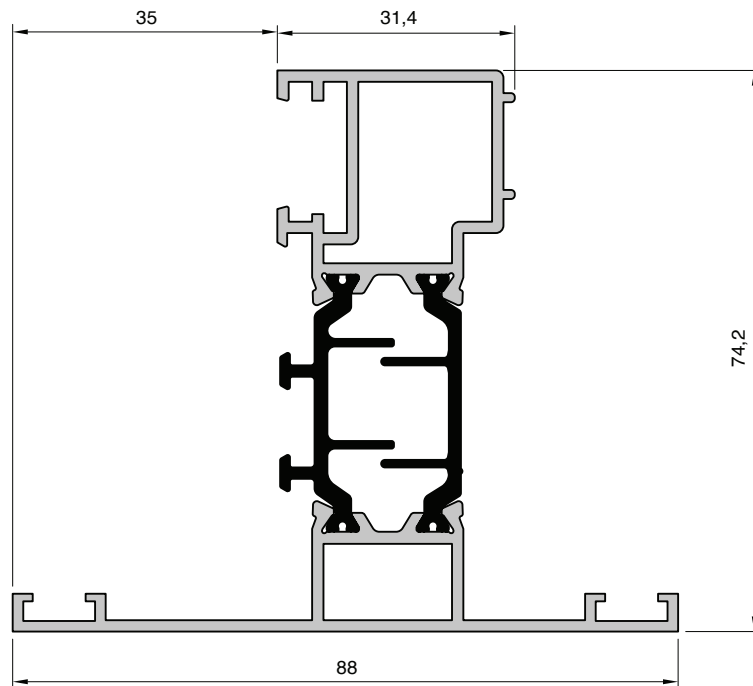
**A.175.890**

Soleira compatível c/ perfil Aro Fixo - A.175.610

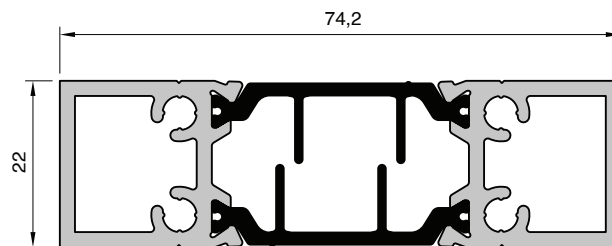


Escala 1:1

**A.175.650**

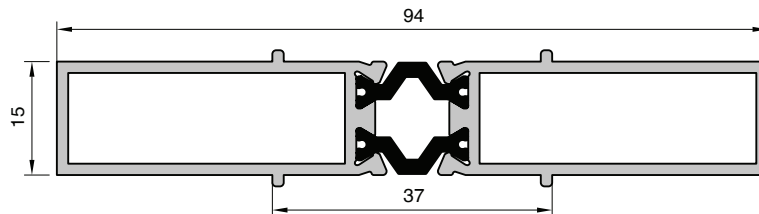


**A.055.110**

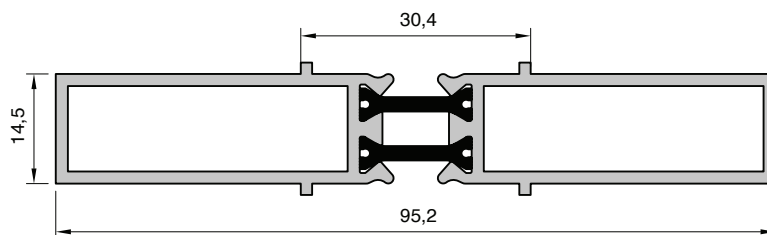


Escala 1:1

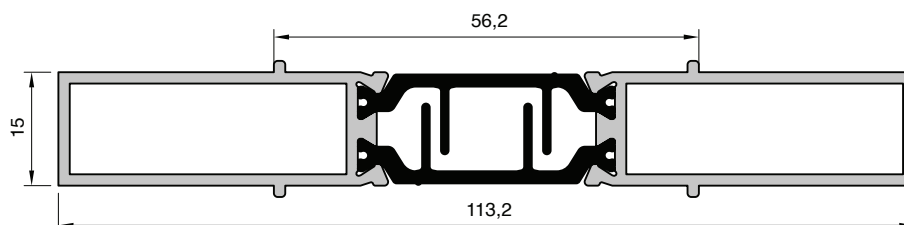
**B.055.580**



**B.055.080**

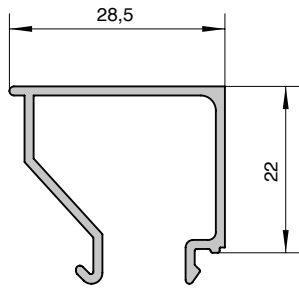


**B.095.080**

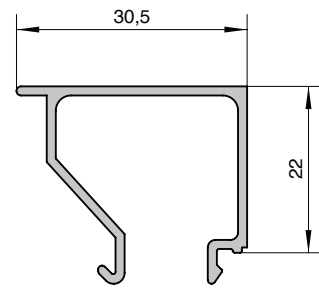


Escala 1:1

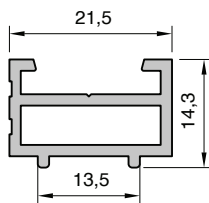
**A.040.110**



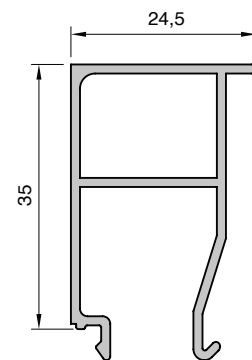
**A.040.144**



**A.100.014**



**A.100.018**



Escala 1:1




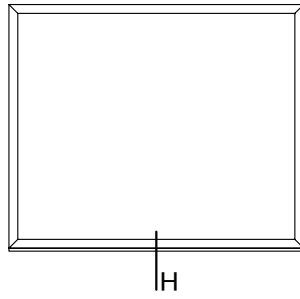
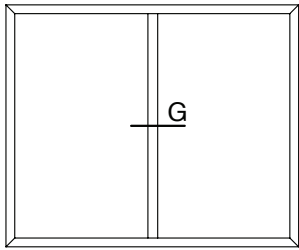
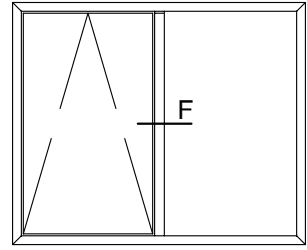
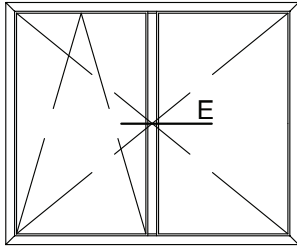
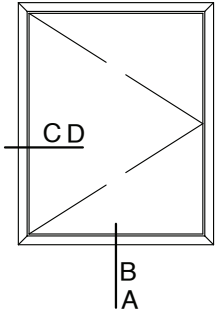


<b>Acessórios</b>	84
<b>Instruções Montagem</b>	78
<b>Instruções Fábrico</b>	70
<b>Tipologias Construtivas</b>	36
<b>Secções</b>	26
<b>Perfis</b>	14
<b>Características Técnicas</b>	8
<b>Produto</b>	6

# 04

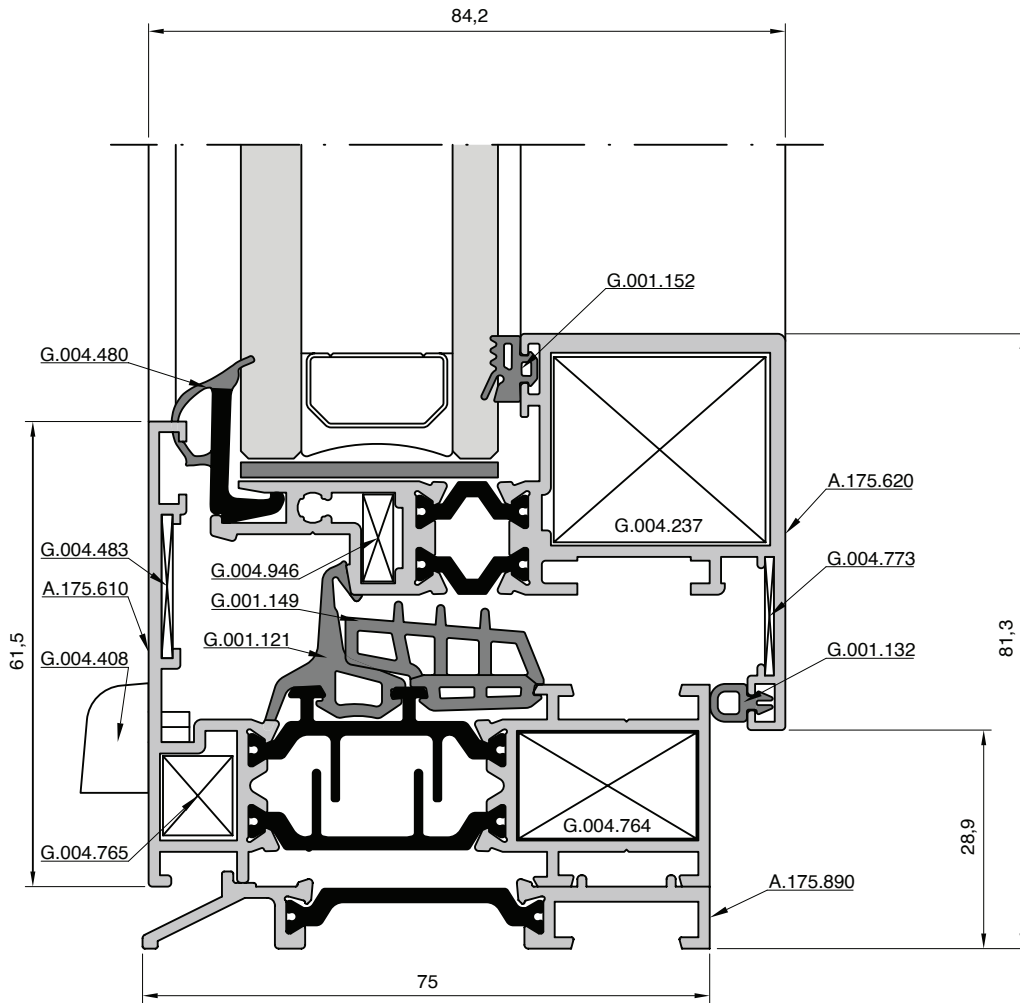
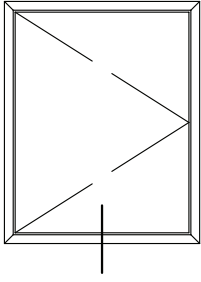
**SECCÕES**  
medidas em mm  
escala 1.1

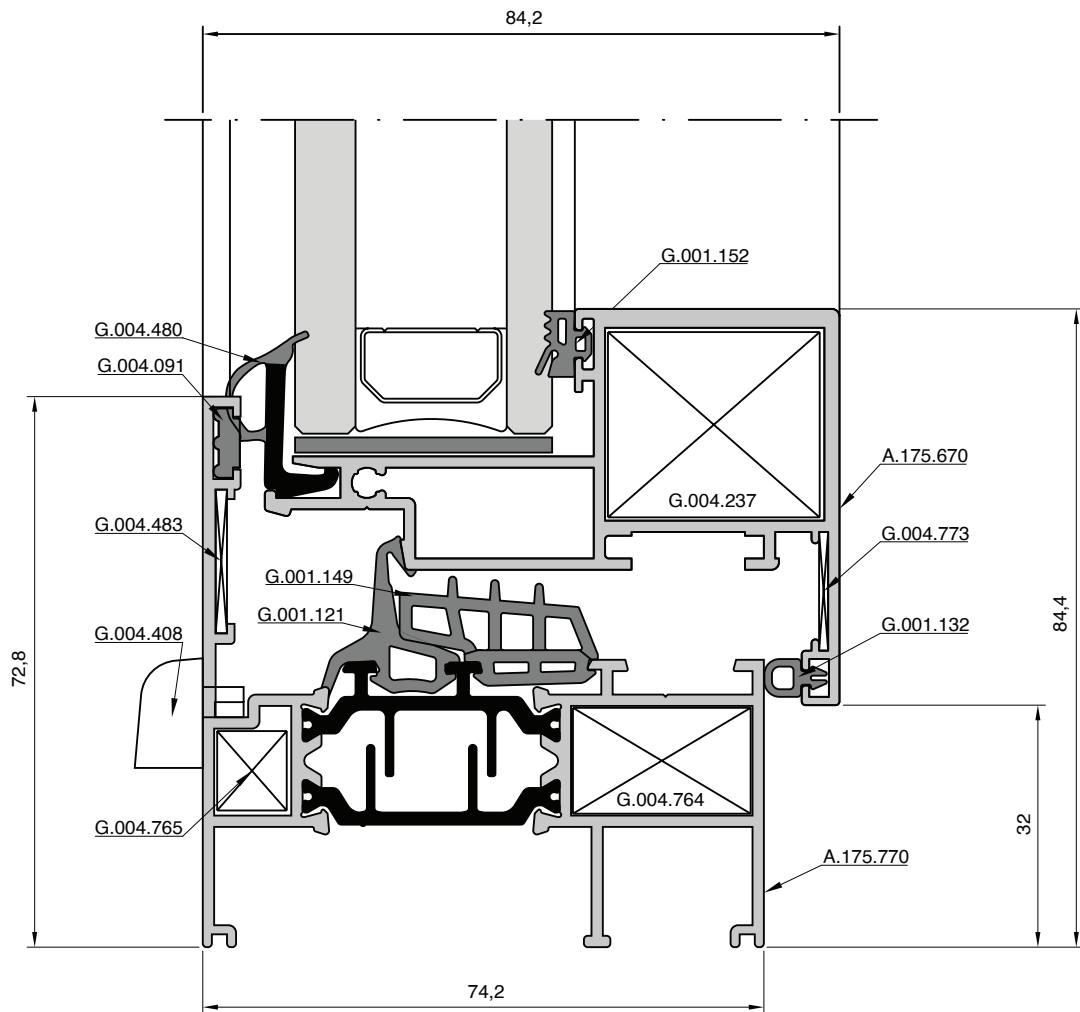
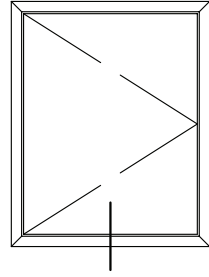




# SECÇÃO A

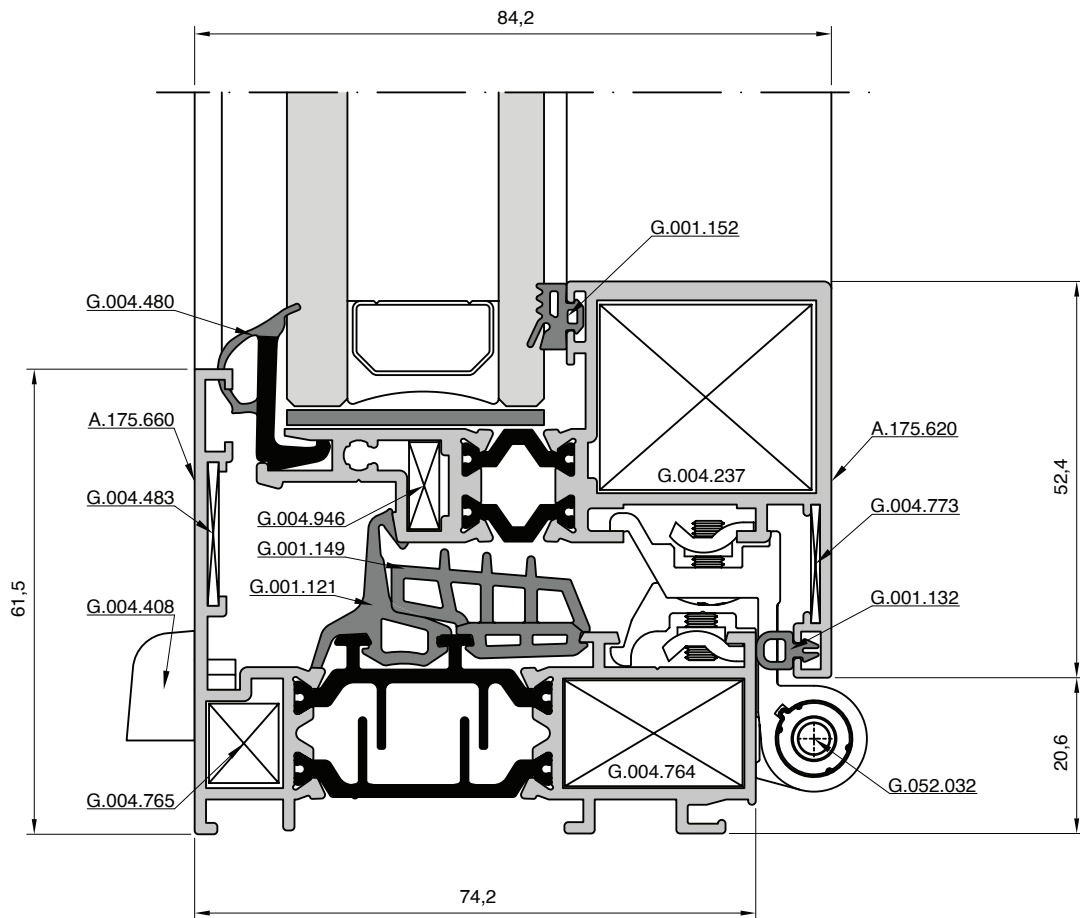
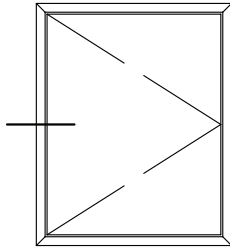
A.175FO

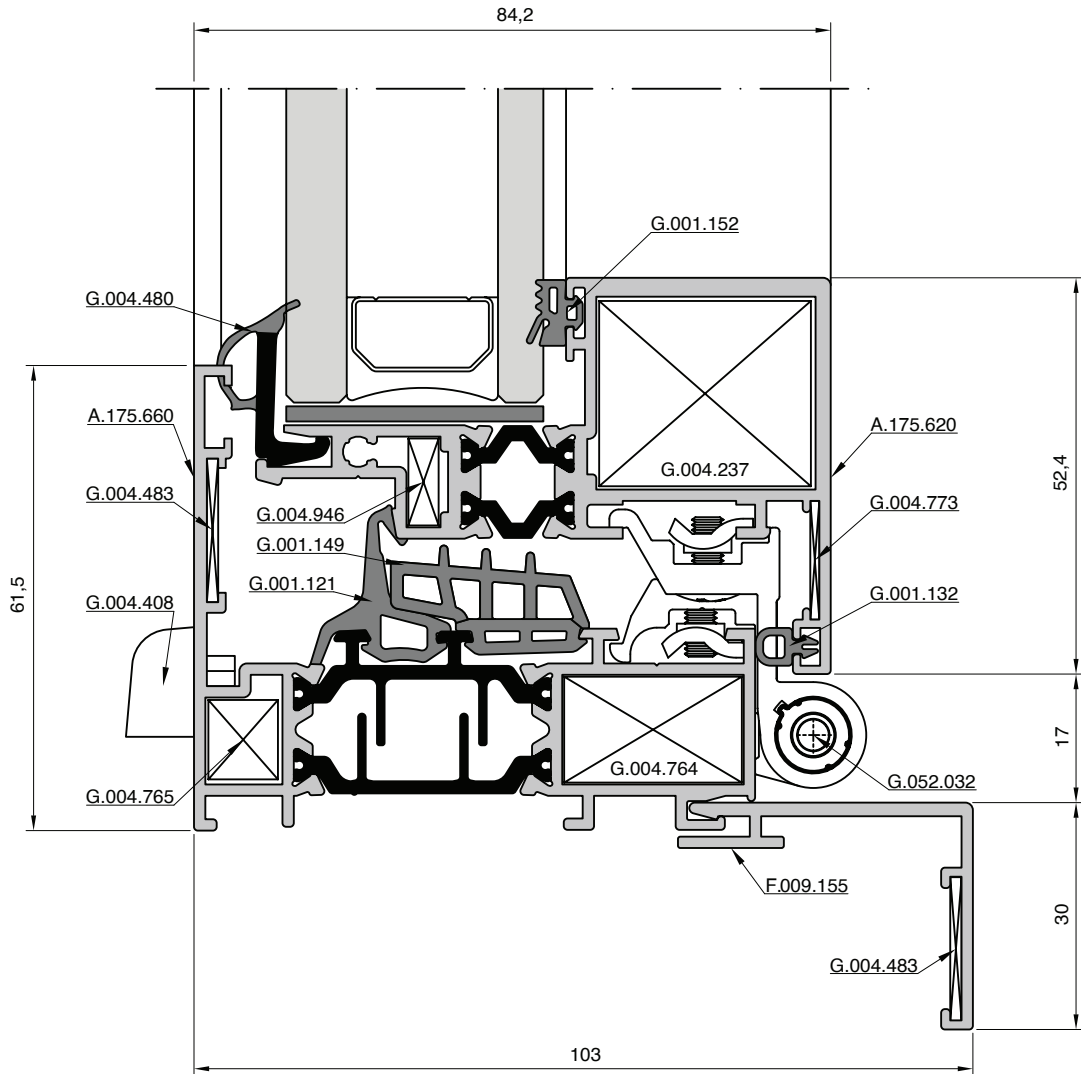
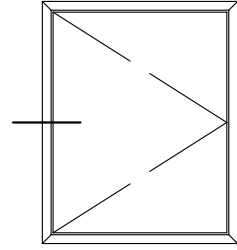




# SECÇÃO C

A.175FO





Produto  
6

Características Técnicas  
8

Perfis  
14

Seções  
26

Tipologias Construtivas  
36

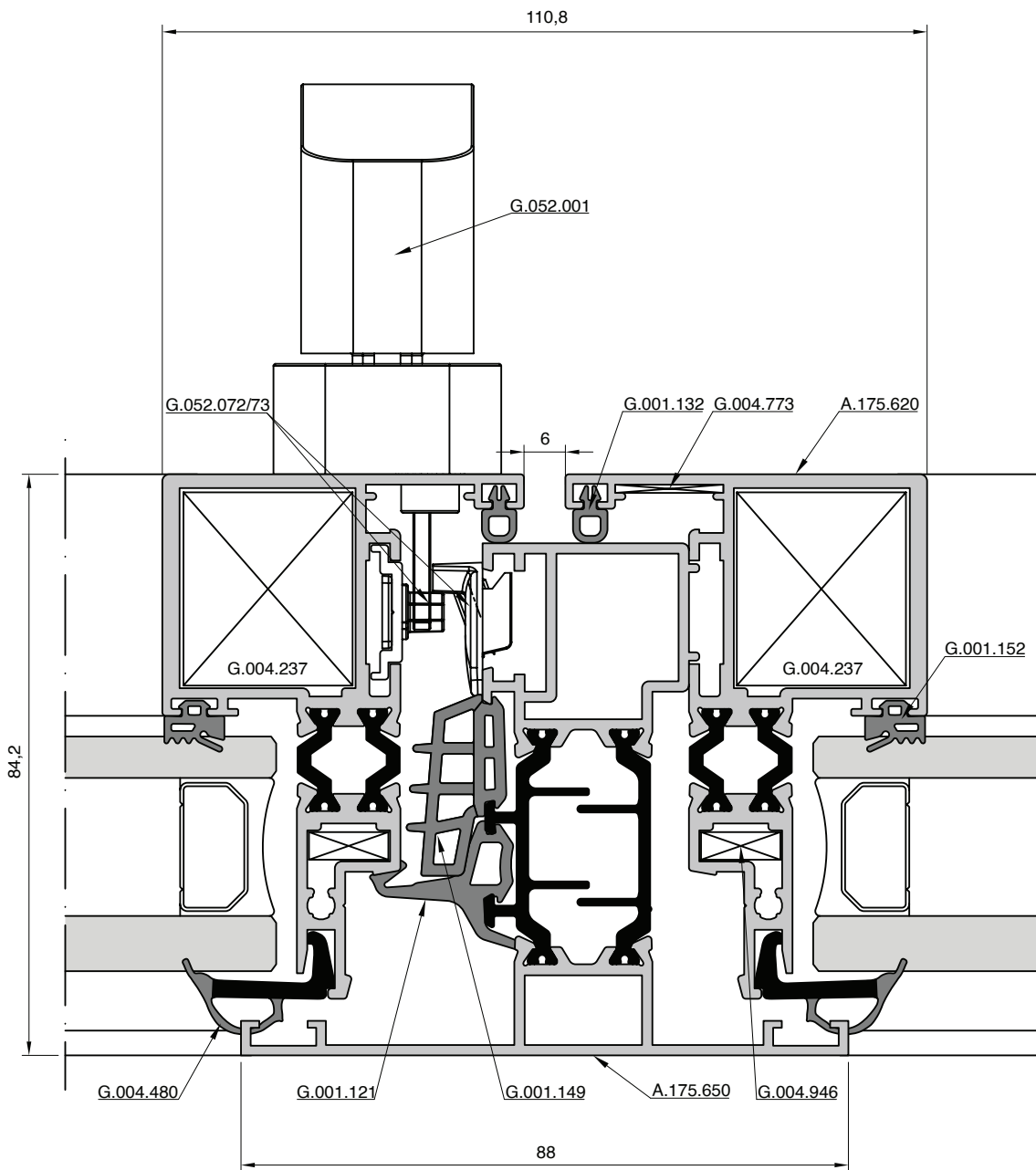
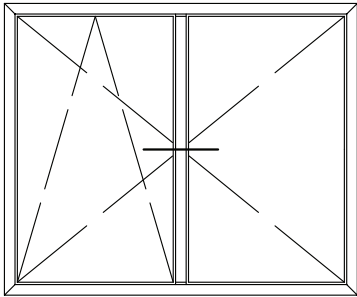
Instruções Fabrico  
70

Instruções Montagem  
78

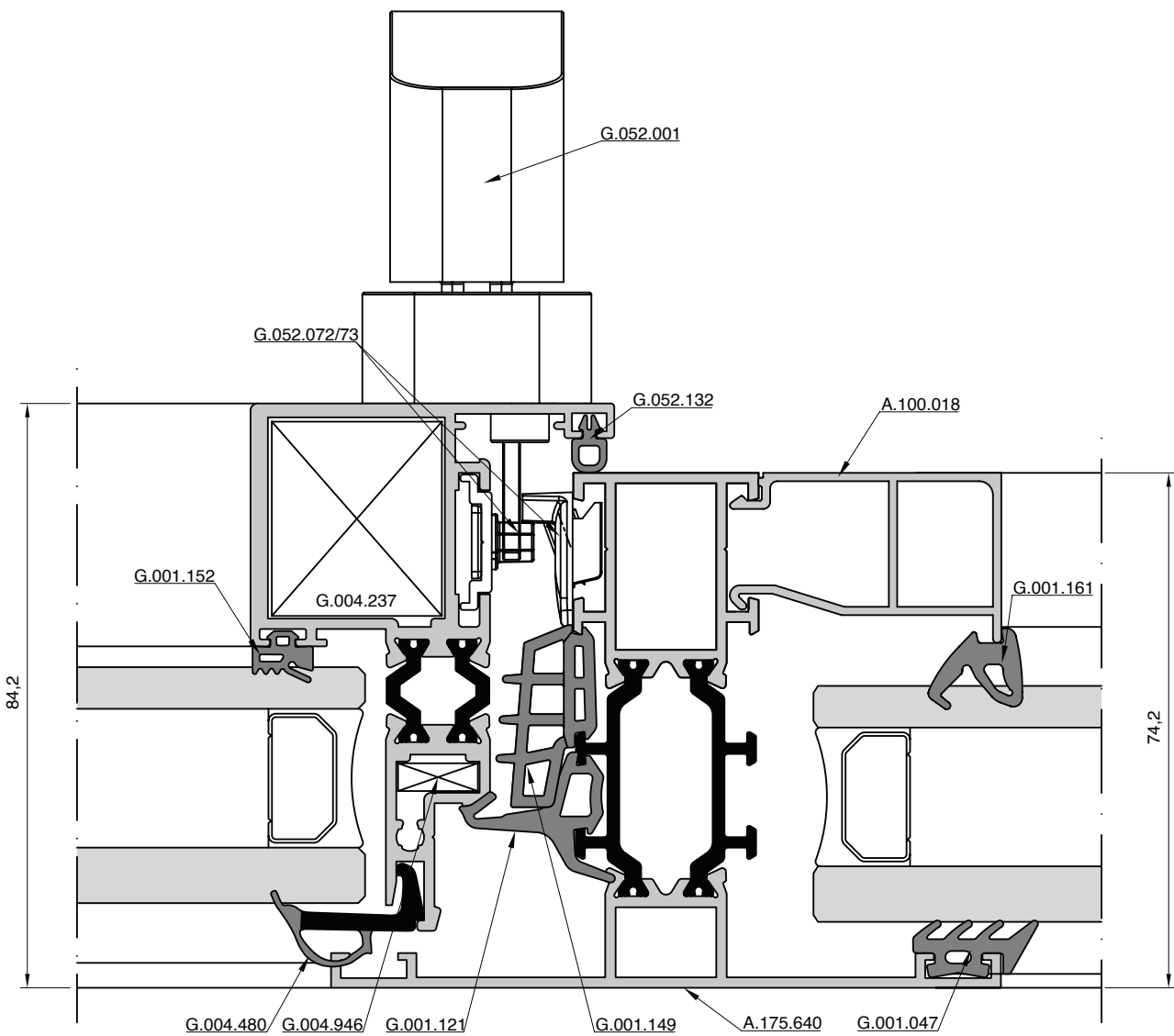
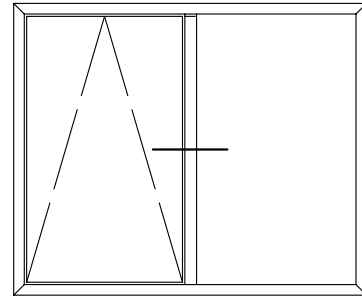
Acessórios  
84

# SECÇÃO E

A.175FO



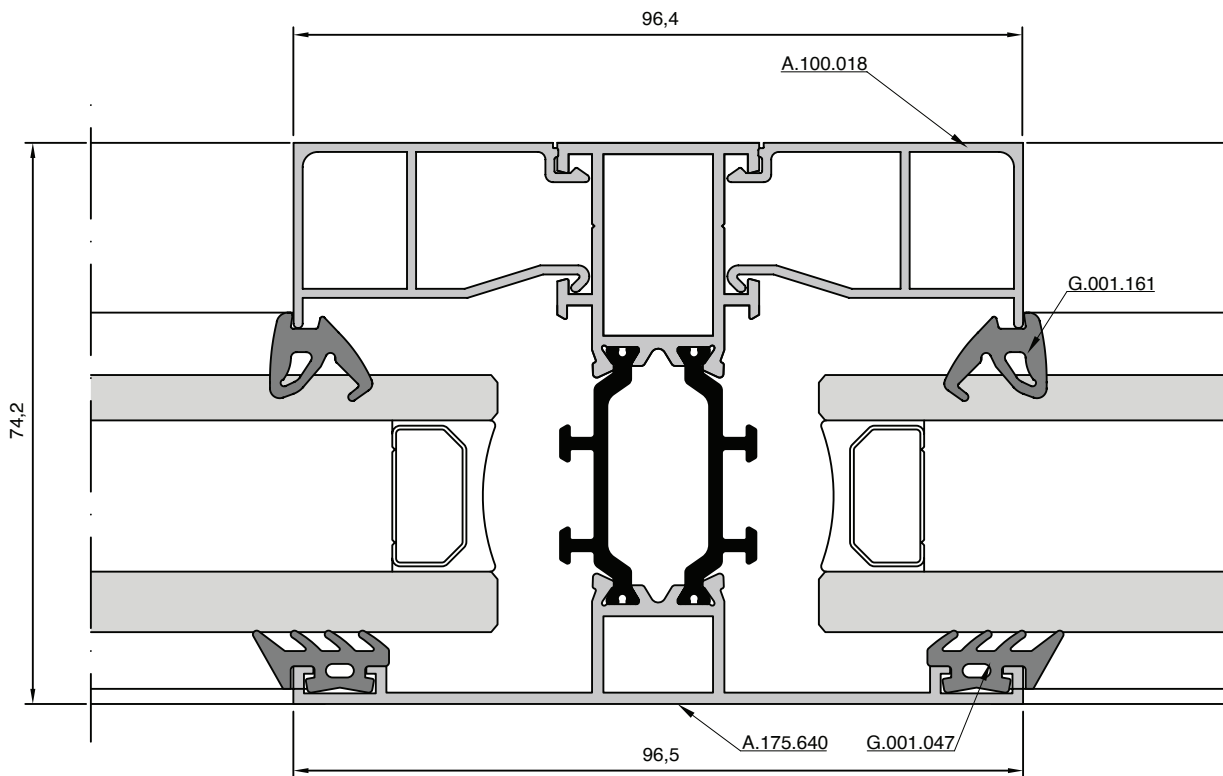
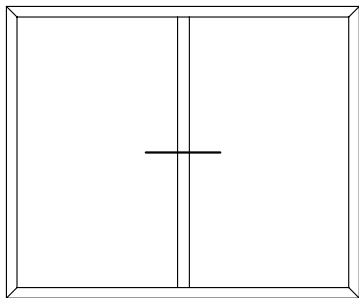


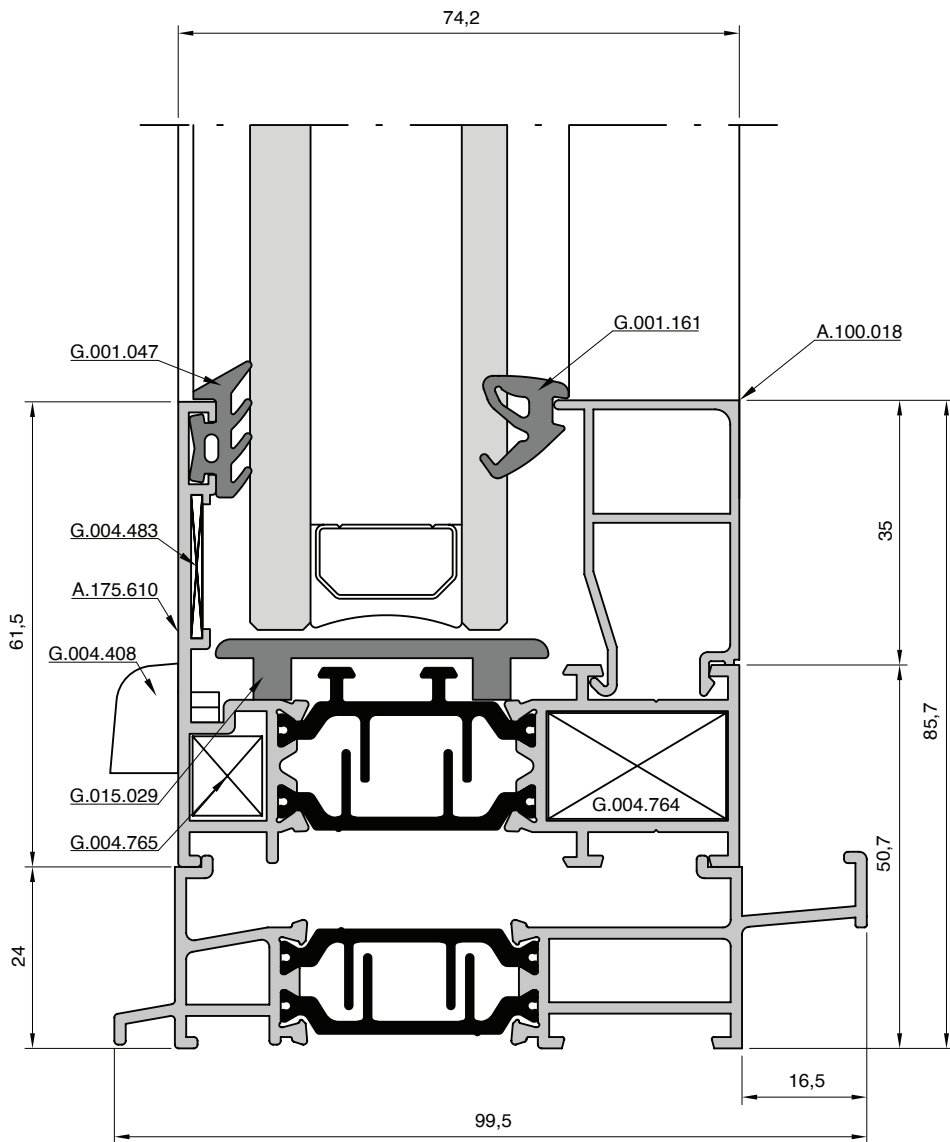
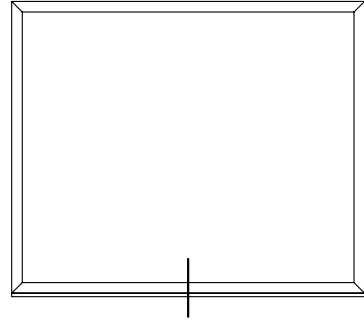


Produtos	6
Características Técnicas	8
Perfis	14
Seções	26
Tipologias Construtivas	36
Instruções Fabrico	70
Instruções Montagem	78
Acessórios	84

# SECÇÃO G


A.175FO





# Extrusal<sup>®</sup>

Alumínio com perfil humano.

 **Rua do Sacobão - Aradas**  
3810 - 454 Aveiro  
Portugal

 **www.extrusal.pt**  
tecnico@extrusal.pt  
(+351) 234 378 900

